




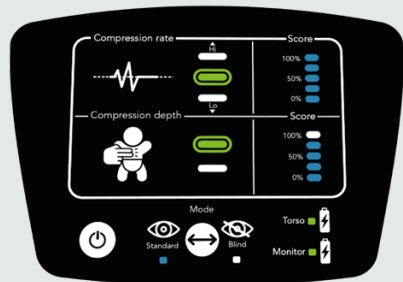
FAQ

MONITOR

If you cannot pair the equipment following the steps provided, you should reset the monitor.

Monitor reset: Press the "Mode" button for 7 seconds approx. until the rate  and compression icons  flash once.

Turn off the monitor  and begin the pairing process again.




BATTERY

The batteries supplied with the PRACTI-BABY PLUS should be replaced when the red light appears on the monitor indicator.

The use of uncharged batteries with either the monitor or the torso impedes the proper functioning of the PRACTI-BABY PLUS.

There are no interference implications using rechargeable batteries.





CLEANING

Do not use liquids to clean inside the manikin. Do not submerge any parts.

BATTERY

Only use consumer grade carbon zinc or alkaline 9V batteries. Batteries must be replaced with correct type. Remove batteries if product is not to be used for an extended period.

SYMBOL GLOSSARY

  PRACTI-BABY PLUS. This product is in compliance with the essential requirements of Council Directive 2014/53/EU on radio equipment (RED), and Council Directive 2011/65/EU on Restriction on the use of certain hazardous substance (RoHS).


 Dispose of in accordance with your country's recommendations.

WASTE HANDLING

PRACTI-BABY PLUS contains electronic components. Dispose of it at the applicable recycling facility in accordance with local regulations.

European directive 2012/19/EU (WEEE) WEEE: this appliance is marked according to the European directive 2012/19/EU on Waste Electrical and Electronic Equipment (WEEE). By ensuring this product is disposed of correctly, you will help prevent potential negative consequences for the environment and human health, which could otherwise be caused by inappropriate waste handling of this product.

The symbol on the product, or on the documents accompanying the product, indicates that this appliance may not be treated as household waste. Instead it shall be handed over to the applicable collection point for the recycling of electrical and electronic equipment. Disposal must be carried out in accordance with local environmental regulations for waste disposal. For more detailed information about treatment, recovery and recycling of this product, please contact your local city office, your household waste disposal service or the TRAINING-BABY Electronic Equipment representative where you purchased the product.

 **VICEDO MARTI S.L.**
C/ Ávila, 2 - 03440 Ibi - SPAIN

TEL. +34 965 554 708 - www.practiman.com - international@practiman.com

PRACTI-BABY PLUS 
ELECTRONIC CPR TRAINING

PRACTI-BABY PLUS 
ELECTRONIC CPR TRAINING

MONITOR MANUAL



WIRELESS
MONITOR



ELECTRONIC
FEEDBACK



BLIND MODE



TEST REPORT
AFTER TRAINING



PRACTI-MAN
CPR TRAINING SOLUTIONS
by Vicedo Martí

**MEETS
AHA/ERC
FEEDBACK
REQUIREMENTS**

PRACTI-BABY PLUS ELECTRONIC CPR TRAINING

KEY FUNCTIONS

COMPRESSION FEEDBACK

RATE: 100 \leftrightarrow 120 bpm

Compression rate

DEPTH: 1/3 Chest Diameter

Compression depth

TEST REPORT
WAIT 10 SECONDS

Score

Score

SETTING UP

x 1 TORSO



x 1 MONITOR



Insert batteries into the torso and the monitor (included in each PRACTI-BABY PLUS pack)

ADDITIONAL FUNCTIONS

STANDARD/BLIND OPTION

Allows you to select standard or blind mode.

STANDARD MODE

Mode

BLIND MODE

Mode

PAIRING

Switch on the monitor and press the PRACTI-BABY PLUS torso until you hear the double beep sound and the "TORSO" lights turn green. PRACTI-BABY PLUS is now ready to begin the practice.



When switching on the monitor, the default always activates on standard mode.



In blind mode, the feedback is not visible during practice. However ten seconds after the session has finished you can view the test report as well as in standard mode.

